

RELEASED FOR CONST. NOVEMBER 2, 2022

UNLIMITED HOUSE DESIGN, LLC 289 PINE GROVE ROAD MIDDLETOWN, NEW YORK 10840 P-845-412-5059 info@unlimitedhousedesign.com www.unlimitedhousedesign.com

REBUILD EXISTING PORCH AND DECK. BARTLEY RESIDENCE 6 TAFT AVENUE, NEWBURGH, NY 12550 NOTES & SCHEDULES



THIS PLAN IS NOT VALID IF THE ENGINEER'S SEAL IS NOT SHOWN IN RED

Drawn by KDS Date NOVEMBER 2, 2022 Scale 1/4"=1'-0"

A-2

2020 RESIDENTIAL CODE OF NEW YORK STATE TABLE R302.5 (1) FASTENER SCHEDULE. Table with columns for item, description of building elements, and fastener type/spacing/location.

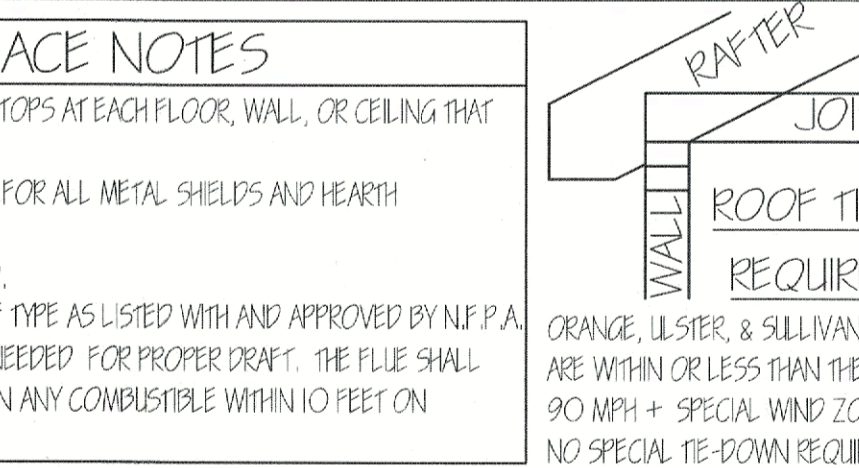
FOOTNOTES TO FASTENER SCHEDULE. A. NAILS ARE SMOOTH-CROWN, BOX OR DOMED SHAPES EXCEPT WHERE OTHERWISE SPECIFIED...

2020 RESIDENTIAL CODE OF NEW YORK STATE TABLE R302.5 (2) FASTENER SCHEDULE. Table for floor joists and roof framing.

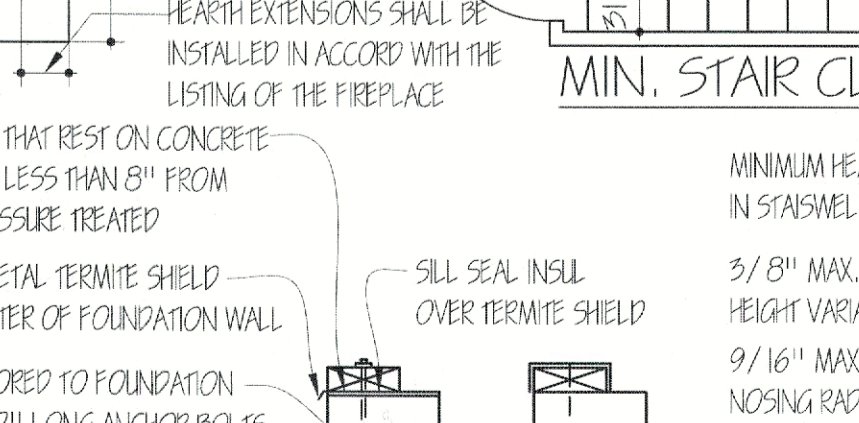
2020 RESIDENTIAL CODE OF NEW YORK STATE TABLE R302.5 (3) FASTENER SCHEDULE. Table for roof decking and sheathing.

TABLE R301.2 (1) CLIMATIC AND GEOGRAPHIC DESIGN CRITERIA. Table with columns for ground snow load, wind design, seismic design category, etc.

FIREPLACE NOTES. 1) INSTALL NON-COMBUSTIBLE FIRE STOPS AT EACH FLOOR, WALL, OR CEILING THAT THE CHIMNEY PENETRATES...



MINIMUM PLUMBING FIXTURE CLEARANCES. 24" MIN. CLEARANCE IN FRONT OF OPENING SHOWERS. 24" MIN. CLEARANCE IN FRONT OF OPENING WATER CLOSETS.



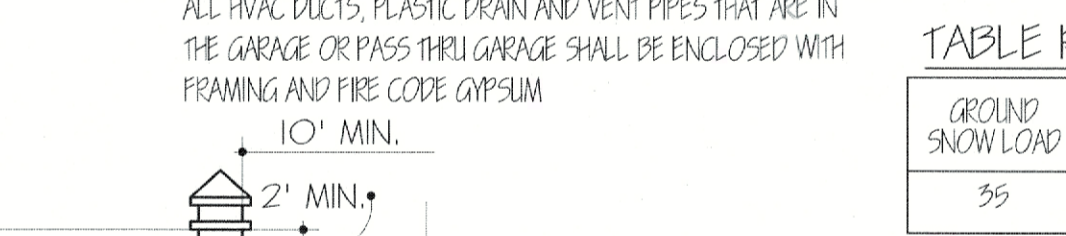
BOILER DETAIL. TYPICAL WALL SLEEVE. TYPICAL BEAM POCKET DETAIL. TYPICAL FOUNDATION SILL PLATE. TYPICAL INTERIOR STAIR DETAIL.

PLUMBING DRAINAGE FIXTURE UNIT VALUES. Table with columns for description of building elements and D.F.U. unit value.

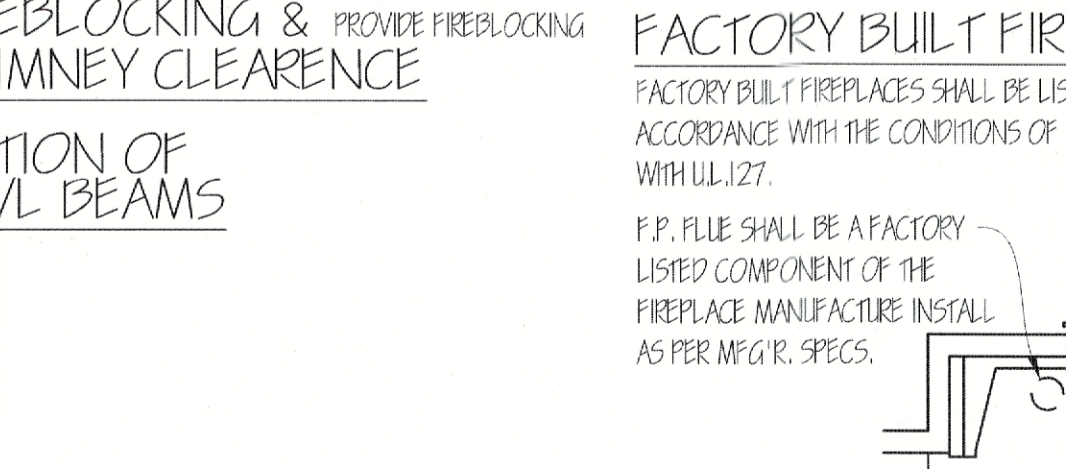
THE FOLLOWING SPAN TABLES ARE SHOWN FOR INFORMATIONAL PURPOSES ONLY. THE CONTRACTOR SHALL REFER TO THE SPANS AS SHOWN ON THE DRAWINGS AND OVERSEE APPROVED BY THE ARCHITECT.

WOOD STRUCTURAL PANELS, SHEATHING TO ROOF AND WALL SHEATHING TO FLOORING AND PARCELING WALL SHEATHING TO FLOORING. Tables for floor joist spans and ceiling joist spans.

WOOD STRUCTURAL PANELS, COMBINATION SHEATHING TO ROOF AND WALL SHEATHING TO FLOORING AND PARCELING WALL SHEATHING TO FLOORING.



HOUSE OR ATTIC. FIRE STOP. GARAGE TO HOUSE 3/4 HOUR FIRE SEPARATION. ALL HVAC DUCTS, PLASTIC DRAIN AND VENT PIPES THAT ARE IN THE GARAGE OR PASS THRU GARAGE SHALL BE ENCLOSED WITH FRAMING AND FIRE STOP GYPSUM.



NAILING SCHEDULE APPLIED TO EATHER OUTSIDE MEMBER. Table with columns for nailed connection and through bolted connection.

